



## A series of studies: 2004-2012

Do AAC tools improve the quality of  
conversation by individuals with  
degenerative language  
impairment associated with  
Alzheimer's disease or Primary  
Progressive Aphasia?

## What is AD?

- AD is clinically diagnosed as impairments in memory, abstract thinking, judgment, or language that affect social and occupational functioning over time.
- The first symptoms typically are word-finding problems, comprehension deficits for abstract and complex conversation, short-term memory problems that often interfere with conversational interactions.

What do we know so far about  
AAC for adults with moderate  
AD (Alzheimer's disease)



## Premise of pairing AAC and AD

- Pairing an external aid with familiar and spared skills should maximize a person's opportunity for successful communication.
- These skills are based on intact procedural and autobiographical memory.
- The stimuli are relevant to a person's ADLs.




Bourgeois, M., Fried-Oken, M., & Charity Rowland, C. (March 2010). AAC Strategies and tools for persons with dementia. ASHA Leader.

## Series of AD pilot experiments: Methods

1. Identified participant and randomly assign to conditions for symbol type & voice output;
2. Determined participant's preferred topic and vocabulary;
3. Developed communication board for condition;
4. Conducted videotaped conversations with participant under various conditions in their homes.

### The participants with AD

Gender	31 Females	10 Males
Age	Mean = 74 yr.	Range = 50-94
MMSE (0-30)	Mean = 14	Range = 5-18
CDR (0-2)	Mean = 1.47	Range = 1-2
FLCI (0-88)	Mean = 67	Range = 27-85



### Communication board for Francis





### A participant with moderate AD in conversations with and without AAC





### The symbol type does not make a difference for adults with AD

- When we examined word usage in conversations using personalized 16-symbol AAC boards with:
  - Print alone
  - Print + 2D symbols
  - Print + 3D object symbols




Fried-Oken, M., Rowland, C., Daniels, D., Dixon, M., Fuller, B., Mills, C., Noethe, G., Oken, B., Small, J., & Still, K. (accepted for publication). AAC to support conversation in persons with moderate Alzheimer's disease. *Augmentative and Alternative Communication*.

### Voice output is not beneficial for adults with AD

When we examined word use during conversations with personalized 16-symbol AAC boards and

- Digitized speech output
- No speech output



Fried-Oken, M., Rowland, C., Baker, G., Dixon, M., Mills, C., Schultz, D., & Oken, B. (2009). The effect of voice output on AAC-supported conversations of persons with Alzheimer's disease. *ACM Transactions of Accessible Computing (TACCESS)*, 1(3), Article No. 16. Retrieved Feb. 1, 2009 from the Journal of the ACM at <http://www.is.umbc.edu/taccess/index.html>

## Adults with AD do not benefit from personalized communication boards for conversation if they are not provided with board training



Fried-Oken, M., Rowland, C., Daniels, D., Dixon, M., Fuller, B., Mills, C., Noethe, G., Oken, B., Small, J., & Still, K. (accepted for publication). AAC to support conversation in persons with moderate Alzheimer's disease. *Augmentative and Alternative Communication*.

## WITH Spaced Retrieval training, AAC boards *do* facilitate conversation for adults with moderate AD



• "SR is a memory intervention that gives individuals practice at successfully recalling information over progressively longer intervals of time." (Jennifer Brush & Cameron Camp, 1998)

• Relies on classical conditioning and repetitive priming.

• Used with elders with dementia to help remember compensatory strategies such as using a schedule, swallowing safely, using a daily calendar, and using adaptive equipment.

Fried-Oken, M., Rowland, C., Daniels, D., Dixon, M., Fuller, B., Mills, C., Noethe, G., Oken, B., Small, J., & Still, K. (accepted for publication). AAC to support conversation in persons with moderate Alzheimer's disease. *Augmentative and Alternative Communication*.

## What do we know so far about AAC for adults with Primary Progressive Aphasia (PPA)?



## PPA: a Diagnosis Commonly Mistaken for Alzheimer's Disease

- PPA is a relatively new diagnosis for adults who are slowly losing their language skills while other cognitive abilities remain intact;
- Their nonverbal memory is WNL;
- They struggle with conversation participation;
- Age of onset 55-65 years;
- Preponderance of males;
- *Nonfluent progressive aphasia* is most prevalent type to appear in AAC clinics.



Fried-Oken, M. (2011). From research to practice: AAC for persons with primary progressive aphasia. [www.aac-remc.com](http://www.aac-remc.com) webcast.

## Nonfluent Progressive Aphasia symptoms

- *Anomia* or "trouble thinking of or remembering specific words when talking or writing";
- Slow, hesitant speech frequently punctuated by long pauses and filler words.
- Marked increase in speech errors (substitutions or distortions);
- Struggle for speech sounds, initial apraxia;
- Difficulties understanding spoken words;
- Yes/No confusion for responses;
- Can lead to mutism

## Our latest research addresses these questions:

**1. When we provide AAC boards to adults with PPA, is word retrieval during conversation enhanced?**

**2. How does this group compare with individuals with AD?**

Participant demographics



	AD (n = 20)	PPA (n = 23)
Gender	F = 12 M = 8	F = 10 M = 13
Mean Age	77 years	69 years
Mean years of education	15 years	15 years


Study 1: Highly controlled  
conversations with RAs

1. Determine topic of conversation with participant and partners based on autobiographical memory.
2. Make 16-item personalized boards with photo + label in open file folder.
3. Train individuals how to use boards during conversation in their residences.
4. Conduct 6 VERY controlled conversations with 10 scripted questions, with and without boards.

A conversation board for one man with NFPA



Control and experimental conditions  
for an adult with PPA



Study 1 Results

- Number of correct verbal responses to questions is higher in the experimental condition (with AAC) than in the control condition (without AAC) for both AD and PPA participants.
  - Mean Control: 6.16
  - Mean Experimental: 7.78
  - Difference is significant at  $p = 0.000$  level
- There is no effect of group: the two groups performed similarly.

### Study 2: Unscripted Conversations with Natural Partners

- Choose 4 functional daily activities with participant and partners.
- Make new communication boards with 4 pictures for each daily activity.
- Train partners how to converse using communication boards.
- Videotaped and transcribed 3 conversations with the board (AAC-supported) and 3 conversations without the boards.
- Randomly choose 8 words (2 per activity) to target during each conversation.

### AAC-supported conversation between participant and his daughter



### Study 2 Results

- Number of *correct verbal responses by participants* is higher in the experimental condition (with AAC) than in the control condition (without AAC) for target words.
  - Mean Control: 5.2
  - Mean Experimental: 6.5
  - Difference is significant at  $p = .012$  level
- There is no effect of group: the two groups performed similarly.

- Number of *partner prompts for target words* is higher in the control condition (without AAC) than in the experimental condition (with AAC).
  - Mean Control: 16
  - Mean Experimental: 12
  - Difference is significant at  $p = 0.013$  level
- There is no effect of group: the two groups performed similarly.

### Interpretation of results



- Low tech AAC provides meaningful lexical support during structured conversations for people with AD and PPA.
- Low tech AAC significantly reduces lexical scaffolding provided by the conversation partner.
- This approach should be part of a treatment protocol for AD and PPA

### Next Steps

- Using mobile technology
- Compare 3 vocabulary layouts during conversation (3 popular apps)
- Sharing new information with spouse
- Using personally relevant, contextualized photos
- With both PPA and AD participants



## Webcast references



[www.aac-rerc.com](http://www.aac-rerc.com)

Rehabilitation Engineering Research  
Center in Communication  
Enhancement

## ACKNOWLEDGEMENTS



- Layton Center for Aging and Alzheimer's Disease Research, Portland, Oregon, USA
- NIH/NICHD/NCMRR award #1 R21 HD47754-01A1
- DOE/NIDRR award #H133G040176 and #H133E030018



Copy of presentation slides at: [www.aac-rerc.com](http://www.aac-rerc.com)  
<http://www.reknewprojects.org>